



PRE-TRIP PLANNING

Thank you for choosing **Los Chañares** as your Cordoba dove shooting destination. Please find below information that will be helpful in planning your trip.

You can also visit: www.cordobadovehunting.com for more complete information.





3 Most Commonly Asked Questions

1. What is the weather like in Cordoba? Seasonal weather patterns are most similar to Atlanta (GA) but keep in mind that our seasons fall opposite of our northern hemisphere counterparts. Winter months in Cordoba are June-August and summer falls between December-March. It is wise to pack a rain jacket in the summer, but most of the rain falls during the evening hours.

Please [click here](#) for updated weather info at the lodge.

2. Who will meet us at the airport in Cordoba? You will first be met by airport baggage handlers who will assist you in carrying your luggage. The baggage handler will lead you to the Los Chañares representative, and he will take you to the lodge.

3. What forms of payment are accepted at Los Chañares? Los Chañares accepts cash and personal checks. A 2.5% surcharge will be applied for US checks. These fees are what the local banks charge us; we regret any inconvenience. Due to recent financial restrictions in Argentina, we really appreciate clients who pay part of their shell bill in cash.



Last-Minute Travel tips

1. If your flight is cancelled or delayed, please send an immediate email to soledad@flyways.com or maggie@flyways.com. You can also leave a message at **+1.786.207.2871** or call the lodge **+54.9.351.349.4433**





2. As of January 1st, 2015, clients who wish to bring a semi-automatic gun into Argentina are required to get a consulate letter at their local consulate. The cost is between USD40-80 depending on the consulate and is valid for 60 days from issue. In almost all cases, clients are required to visit their local consulate. Please contact us for further information. Consulate letters are NOT required for over and unders and side by sides with a length of over 24 inches.

3. As of September 2012, American Airlines does not interline shotguns with other airlines. This means **you cannot travel with your firearms on American Airlines through Santiago (Chile) or Lima (Peru)** since the airline operating the flight between Cordoba and Santiago/Lima is LAN Airlines.

4. If travelling through Santiago (Chile) or Lima (Peru) please make sure your bags are checked all the way through to Cordoba. It is important to tell the agent that Cordoba is the final destination. And please do NOT go through Immigration or Customs in Santiago or Lima; you are just connecting on a flight and should not go through Immigration. If travelling through Lima with guns, please let us know, as there are special instructions you must follow.

5. If travelling to Cordoba through Buenos Aires, then you DO need to go through Customs and Immigration upon arrival at the international airport (Ezeiza). There is a new flight that connects Buenos Aires with Cordoba departing from the international airport. If you are on that flight, make sure you first go through Immigration, and then retrieve your bags and only then you finally go to Terminal C – with your luggage – to check-in again at the Aerolineas Argentinas counters there. If you are not on that flight, you will need to transfer to a separate domestic airport (Aeroparque) about 50 minutes away. It is important to have at least 2½ hours between international arrival and domestic departure. You will need more time if you are clearing guns.



6. If you are travelling to Cordoba through Buenos Aires with guns, you will need to hire a transfer agent to help clear your guns and act as the guarantor of your gun while in the country. We can set that up for you.



Note to Group Leaders

DON'T FORGET IT!

PLEASE, it is vital that you share this pre-trip information with ALL members of your party. This is the best way to ensure that everyone is adequately prepared to travel and understands the cancellation and refund policy, and has the opportunity to purchase trip cancellation insurance (this is particularly important for those with a pre-existing medical condition).






We cannot assume any financial responsibility for adverse consequences incurred if this information is not provided by group leader's to all members of your group.



Package Inclusions

-  **All ground transportation** to/from Cordoba airport and to/from the hunting fields.
-  **Six (6) dove hunts** (2 per day).
-  **Professional hunting guides.**
-  **Deluxe double occupancy lodging** with private bathrooms.
-  **All meals, breakfast, lunch, and dinner.**
-  **All beverages**, including selection of the finest Argentine wines, local beers, soft drinks, bottled water and local hard liquor.
-  **Laundry, boot cleaning and gun cleaning.**
-  **Swimming Pool and Jacuzzi.**

Package Exclusions

-  **Shells** (USD13.75 per box of 25).
-  **Hunting licenses** (currently USD65 per day).
-  **Gun entry permits** (currently USD120 per gun) or gun rentals (USD75 per day).
-  **All voluntary gratuities.**
-  **Telephone calls and faxes.**





Accepted Methods of Payment

Los Chañares accepts **cash and personal checks**. A 2.5% surcharge will be applied for US checks. These fees are what the local banks charge us; we regret any inconvenience.



Check-in Times

We do not have a set check-in time. However, we usually have groups shooting the morning of your arrival.

Such shoots usually last until 11:30am, which means clients don't leave the room until around 12:30pm. Please note the rooms might not be available until 2pm but we make our best effort to ensure you get your rooms ASAP.



Gratuities

Tips for the lodge and field staff are not included in the package. Tipping is discretionary, but we suggest USD120 per day per hunter to be split among the house staff and bird boys.

Note: It is customary to tip the bird boys directly. Cash is the best form to tip the bird boys. Camouflage caps, shirts, and other hunting related items are also greatly appreciated by them.



Videos

We occasionally have a professional videographer on site. These incredible videos are typically filmed on your first couple of days of the trip and edited on your last day. This way you can take home a copy with you. You will be asked if you want the video filmed when you arrive at the lodge if the videographers are available. If you want to organize a video in advance, please let us know.





Before leaving home

Your paperwork and preparations begin before you leave for your trip. First, **check the expiration date on your passport.** It should not expire within six months of your trip's departure date. No visa is required for U.S. or European citizens to travel to Argentina or Chile.

Second, **make a photocopy of your passport.** Keep the original in your packed luggage, and only carry a photocopy of it when you are outside your hotel room, or the lodge. The only time you might need your original passport would be while shopping and paying with a credit card, or changing money.

Third, if you intend to bring your own firearms, U.S. Customs requires that you **register your guns**, and other expensive items such as: cameras, binoculars, tablets, smart phones, and notebook PC's, etc. with them before leaving the country. This form is a one-time requirement, and it is valid for as long as you own your gun. The purpose of the form: it proves to U.S. Customs upon return that you bought the gun (or other high dollar items) in the USA, and not in South America. The truth is this: most people do not register items such as binoculars, cameras, and computers before they travel. Only on very rare occasions have we heard of customs officers questioning hunters about such items, however, it can happen.

The U.S. Customs Form #4457 must be completed in person at an international airport, or U.S. customs office.

You must physically take the guns (in a case!) to an international airport, or a local customs office. If you are going to do this on the day of departure, we suggest that you arrive two hours earlier than normal (which is four hours prior to departure), because sometimes one has to wait for an available inspector. We purchase your hunting license for you prior to your arrival, and there is no requirement for you to sign it.

Flights departing from Europe: You should inform the airline prior to travel date that you will be carrying shotguns and declare them when checking in for your flight. An airline official will escort you to a Customs post for gun registration and then hand-carry your guns to the plane. On return, you must retrieve your guns at the airline service desk in the baggage hall. An airline official will accompany you to the red channel, where your guns are registered with Customs as re-entering the country.





Baggage Policy & Gun Case Restrictions

To comply with current airline policy regarding the carriage of firearms, shotguns must be carried in a lockable hard-sided gun case. Guns may not be broken down and carried in a duffel bag, not even duffel bags with a bottom compartment designed for guns, unless the hard sided, lockable case fits into that compartment. No shotgun shells may be packed in the same case as a firearm.

You are NOT permitted to bring shotgun shells into Argentina. Argentina's RENAR officials will confiscate your shells and question you for an entire afternoon. Do NOT bring shells!

Airlines usually permit 2 checked bags (up to 50 pounds – 23kg – each) and 2 carry-on pieces per passenger. Carry-on baggage must fit under the seat in front of you or in the overhead bin.

Note: From time to time we need things at the lodge, and we kindly ask that they be carried down by clients, as customs and shipping expenses are prohibitively expensive. Usually the items we need are things like gun cleaning tools, gun parts, laptops, electronics, etc. If you have some extra room in your bags, and would not mind carrying things down, we will reimburse you for any expense you incur. Let us know if you have the interest in lending a hand. Thank you very much in advanced!





Health & Inoculations

Currently, **no inoculations are required for the area of Cordoba**. However, Los Chañares is not qualified to convey medical advice. We suggest that you consult with your physician for medical advice on travel to Argentina.

Information could also be obtained from the Center for Disease Control (CDC) at: 800-CDC-INFO (800-232-4636) or TTY: (888) 232-6348, or online at: www.cdc.gov



Security

This section applies to all clients that have itineraries that involve overnights, hotel stays, and extra travel outside of the ‘Los Chañares’ travel schedule –which begins with pickup at the Cordoba International Airport, and ends with the delivery of all passengers back again to the Cordoba International Airport.

As of yet, there have been no specific threats directed against travelers or foreign tourists in Argentina. Robberies and thefts do occur, however. We strongly urge you to use common sense and take the same precautions that you would if you were traveling in any large city where crime is an everyday occurrence: pickpocketing of a purse or camera or cell phone-snatchings, “taxi theft”, and in some instances, muggings for the purpose of robbery. Your personal safety should not be taken for granted, so we remind you to maintain a high level of situational awareness when walking outside your hotel, or soliciting transportation.





Telephone / Fax / Wi-Fi / Communications

The lodge has free 24 hour Internet access (Wi-Fi available in the entire main areas and rooms) **and telephone service. SKYPE is also available.**



Travel Insurance

We can provide travel insurance directly. Please inquire regarding rates.



Gun Safety

Ensure all guns are unloaded before leaving: home, hotels, and the lodge. Re-check your guns before putting them in the van, in the field, and prior to departure from the field.

All autoloaders will be carried with the magazine open when outside of your shooting station. Uncased double barreled guns should always be broken when walking, or anytime when you are not in shooting position.

Do not hand loaded shotguns to the bird boys. Do not let bird boys shoot. Many of them know how to shoot, but allowing this introduces another element of risk.

What is the most important safety rule? Do not shoot low birds! There is never any excuse for taking a low angle shot. Shooting low birds (angles less than 45 degrees) puts bird boys, other hunters that have accidentally wandered out of position, and farm animals at risk.

There are thousands of birds to shoot, please exercise discipline and good judgment on each and every shot you take. We hope these suggestions prepare you for your upcoming trip.





Shotguns / Chokes

Bringing firearms into the country is a bureaucratic process and is only recommended for those who have specially fitted guns. For semi-automatic guns, you need to contact the Argentinean Consulate assigned to your state (there are 7 Consulates in the US) and request for a Consulate letter. The requirements differ from each consulate. This process takes 1 week and has a fee of between USD40-80 depending on the consulate. Consulate letters are NOT required for over and unders and side by sides with a length of over 24 inches. In addition, there is a RENAR (local gun agency) form that must be completed. You have to send us your gun and personal information and pay a USD120 fee. Fees are subject to change without notice. Please make sure the gun information you provide is accurate because it will be used for your gun entry permit and will be very carefully checked by the authorities on international arrival. During certain months, the wait time to register your gun upon entering the country could be up to 45 minutes. Please note that you will be asked to show your gun papers on several occasions at the different airports so allow for extra time to check-in for flights.

Please note there is a new regulation at airports in Argentina requiring passengers to check shotguns against the gun registration with the airport police. Please allow some 30 minutes to go through this process. We strongly recommend using a transfer agent when travelling with guns. They will facilitate the process at all the checkpoints in Argentina.

Please note you are allowed to bring small moving parts such as small springs, firing pins and hammers. You need to inform us if you plan on bringing whole trigger mechanisms, action bolt assembly system or carrier latches. You will need to declare these items just as you do a gun and pay the USD120 fee. If you decide to bring your own firearms, we recommend that you bring two of them. Although we have guns available for rent at the lodge, in the event that your gun becomes inoperative, you will be limited to what we have available if other guest have made previous requests for a particular model and/or gauge.

You might wish to bring one double barrelled gun, and one autoloader. All things considered, the double barrelled is the most likely to function reliably, however gas operated autoloaders deliver the least recoil, and might be your first choice for this kind of shooting.



You may bring (or rent) 20 and 28 gauge shotguns. 410 shotgun shells are sometimes available. Please contact us if you will require. 410 shells, and we will check availability.

The shooting is high volume, so we recommend that the guns that you do bring are in top condition, keep your autos clean, and bring any spare parts you might have on hand in case a minor repair needs to be made.

Although choke choice is a personal preference; we have experienced that an Improved Modified (II notches) or Modified (III notches) choke, would be the most effective in most conditions and a full choke for those who prefer high and fast birds. In any case, your lead on the target plays a definitive role.



Dove hunting checklist

- 🎯 **Dark colored, or camouflage hunting clothes and hats.**
- 🎯 **Wool sweaters, long sleeve cotton shirts, and polar fleece zip-up tops especially during our winter from June to August.** Layering is important. Depending on the time of year it can be 40F and windy in the morning, then end up in the high 70's and calm winds by the afternoon. Wool socks are sometimes also useful.
- 🎯 **Lightweight rain suit and waterproof hat from November to March.** You won't need it unless you don't bring it.



- 🎯 **Shoes:** Lightweight or ankle-height is all you need. Many shooters even wear sneakers.
- 🎯 **Snake boots are recommended from November to March.**
- 🎯 **Comfortable clothes for relaxing around the lodge** (jeans, tennis shoes, etc).
- 🎯 **Shooting glasses, sunglasses, 30spf sunscreen or stronger, and Chap Stick.**
- 🎯 **Recoil reduction equipment:** shoulder pads, Kevlar lined vests and EvoShield shirts.
- 🎯 **Lockable travel gun case** (stainless steel or heavy duty fiberglass).
- 🎯 We have cleaning rods & patches; but **please bring oil, choke tubes and accessories.**
- 🎯 **Bring modified chokes,** improved cylinders, or improved-modified.
- 🎯 **Any gun cleaning equipment you might need.**
- 🎯 **Hearing protection:** Earplugs.
- 🎯 **Side carry shooting pouch for shells, or shell vest.** Bird boys can load for you if you want.
- 🎯 **Leather shooting gloves are an absolute must!** Or you will have blisters!
- 🎯 **All electricity is 220 in Argentina** (European style). At the lodge we have converters for your 110 stuff like laptop computers, digital cameras, smart phones & tablets, electric razors, etc., but some hotels in Buenos Aires and airports do not.
- 🎯 **Medication** (most people have no stomach problems in this part of Argentina).
- 🎯 Nevertheless, it's a good idea, as when traveling anywhere, to take along medication for symptomatic relief.
- 🎯 **Shaving kit:** Mylanta, Advil (or preferred painkiller), Neosporin, Band-Aids, vitamins, prescribed medication, etc.

